



District Report Card: 2017


State: Nagaland	District: Mokokchung
Class: 8	Subject: Mathematics
Schools: 54	Students: 651


Participation/Coverage


Students

<div>GENDER</div> <div></div>	Boys		Girls	
	Number	%	Number	%
	292	44.85	359	55.15

<div>AREA</div> <div></div>	Rural		Urban	
	Number	%	Number	%
	383	58.83	268	41.17

<div>CATEGORY</div> <div></div>	SC		ST		OBC		GEN	
	Number	%	Number	%	Number	%	Number	%
	1	0.15	634	97.39	7	1.08	9	1.38

<div>CWSN</div> <div></div>	LD	VI	HI	S&LD	ID	Oth
	0	0	0	0	0	0

<div>Management</div> <div></div>	Government		Government-aided	
	Number	%	Number	%
	651	100.00	0	0.00

Average Performance of Students in Mathematics (%)

Overall	Gender		Area		Management		Social Group			
	Male	Female	Rural	Urban	Govt.	Aided	SC	ST	OBC	GEN
40.17	40.32	40.06	46.27	31.47	40.17	0.00	40.00	40.32	44.76	26.67

Performance on Learning Outcomes (LOs)

Learning Outcomes	Description	Average Performance(%)
M601	Solves problems involving large numbers by applying appropriate operations	40.62
M606	Solves problems on daily life situations involving addition and subtraction of fractions / decimals	28.00
M620	Finds out the perimeter and area of rectangular objects in the surroundings like floor of the class room, surfaces of a chalk box etc.	36.58
M621	Arranges given/collected information in the form of table, pictograph and bar graph and interprets them	39.69
M702	Interprets the division and multiplication of fractions	36.41
M705	Solves problems related to daily life situations involving rational numbers	49.92
M706	Uses exponential form of numbers to simplify problems involving multiplication and division of large numbers	24.85
M707	Adds/subtracts algebraic expressions	49.31
M710	Solves problems related to conversion of percentage to fraction and decimal and vice versa	27.30
M717	Finds out approximate area of closed shapes by using unit square grid/graph sheet	28.31
M719	Finds various representative values for simple data from her/his daily life contexts like mean, median and mode	54.20
M721	Interprets data using bar graph	57.36
M801	Generalizes properties of addition, subtraction, multiplication and division of rational numbers through patterns	26.99
M802	Finds rational numbers between two given rational numbers	38.65
M803	Proves divisibility rules of 2, 3, 4, 5, 6, 9 and 11	42.15
M804	Finds squares, cubes, square roots and cube roots of numbers using different methods	45.09
M808	Uses various algebraic identities in solving problems of daily life	42.94
M812	Verifies properties of parallelogram and establishes the relationship between them through reasoning	32.99
M818	Finds surface area and volume of cuboidal and cylindrical object	31.29
M819	Draws and interprets bar charts and pie charts	44.70

Range of Performance of Students who Answered Correctly							
Below 30%		30% - 50%		50% - 75%		Above 75%	
Number	%	Number	%	Number	%	Number	%
237	36.41	259	39.78	104	15.98	51	7.83

Lowest Performing Learning Outcomes (LOs)

- 1 - Uses exponential form of numbers to simplify problems involving multiplication and division of large numbers (24.85)
- 2 - Generalizes properties of addition, subtraction, multiplication and division of rational numbers through patterns (26.99)
- 3 - Solves problems related to conversion of percentage to fraction and decimal and vice versa (27.30)

4 - Solves problems on daily life situations involving addition and subtraction of fractions / decimals (28.00)

5 - Finds out approximate area of closed shapes by using unit square grid/graph sheet (28.31)